

GAT NET.Writer 7000 F/ISO Read/Write Station MIFARE® & ISO 15693

Application

The compact GAT Writer 7000 F/ISO read/write station can connect to a computer via USB or Ethernet interface and provides a user-friendly, contactless solution for reading and writing information to MIFARE® and ISO 15693 data carriers.

The GAT NET.Writer 7000 F/ISO is designed to accommodate different types of data carriers of various shapes and sizes.



Functional description

The GAT NET.Writer 7000 F/ISO offers two modes for communication with a computer.

In "USB" mode, the USB interface is used for communication. The read/write station operates as a human interface device (HID). USB mode provides one-way communication, i.e., read data carrier information is sent to the computer where it is handled like standard keyboard input. It is not possible to send commands or configuration data to the station in USB mode. Power for the GAT NET.Writer 7000 F/ISO is supplied by the computer through the USB cable. In this case, an additional power supply is not required.

In "Ethernet" mode, two-way communication with the computer is possible via the Ethernet interface. Ethernet mode allows data carrier information to be sent to the computer and also for data (e.g., configuration settings) to be sent to the GAT NET.Writer 7000 F/ISO. When communicating via Ethernet, an additional power source must be connected to the USB port to power the device. There are two options for the power source. Option 1 is to use the power supply included with the device. Option 2 is to connect the supplied USB cable from the device to the USB port of a computer.

The reading platform can accommodate data carriers of varying shapes and sizes. The station is also equipped with a card slot designed to accept RFID cards of ISO standard size.

Highlights

- Reading and writing of MIFARE® Classic, DESFire® and Ultralight® data carriers (manufacturer: NXP/ Infineon)
- Reading and writing of ISO 15693 data carriers
- USB interface and Ethernet interface (TCP/IP)
- Automatic installation as "input device" (HID) on all major operating systems when using the USB interface
- Compact desktop housing
- Two LEDs for status signalling (1 x red, 1 x green)
- Acoustic beeper

Order information

Description	Part No.
GAT NET.Writer 7000 F/ISO	777336
Read/write station for MIFARE® and ISO 15693 data carriers, connection via Ethernet or USB interface	

Accessories

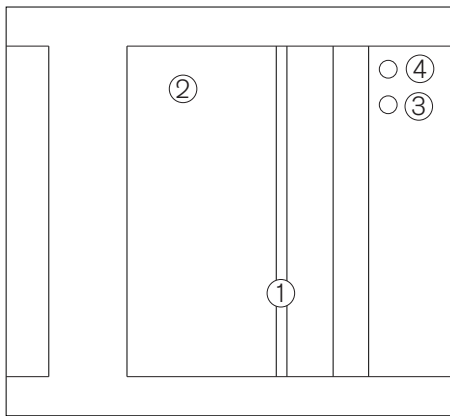
Description	Part No.
Kabel USB 2.0	583226
Computer connection cable, USB 2.0 A - B, 1.8 m	

Technical data

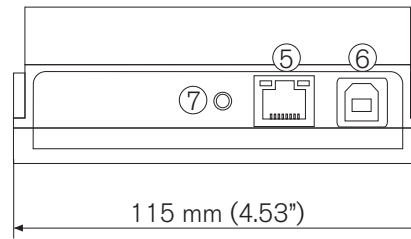
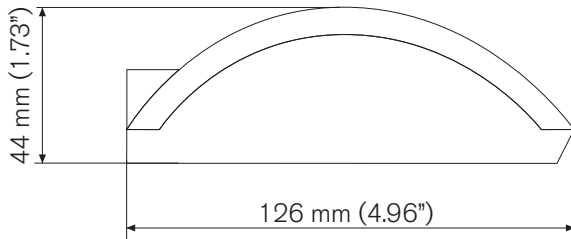
Power supply:	via USB interface
Nominal voltage U_{DC} :	5 V
Power consumption:	max. 350 mA
Reader type:	- MIFARE® Classic, Ultralight®, DESFire® - ISO 15693
Frequency of reading field:	13.56 MHz
Connections:	- USB: Type B socket - Ethernet: RJ45 socket
Interface type:	- USB interface, Version 1.1 - Ethernet TCP/IP
Communication interface:	- USB: HID Interface - TCP/IP: JSON

Signalling elements:	
- Visual:	1 x red LED, 1 x green LED
- Acoustic:	Beeper
Housing material:	Plastic ABS
Dimensions:	126 x 115 x 44 mm (4.96 x 4.53 x 1.73 inches)
Weight:	175 g (6.17 oz)
Permitted ambient temperature:	0 °C to +60 °C (+32 °F to +140 °F)
Protection type:	IP 40
Protection class:	III
Environment class based on VdS 2110:	I (conditions in indoor areas)

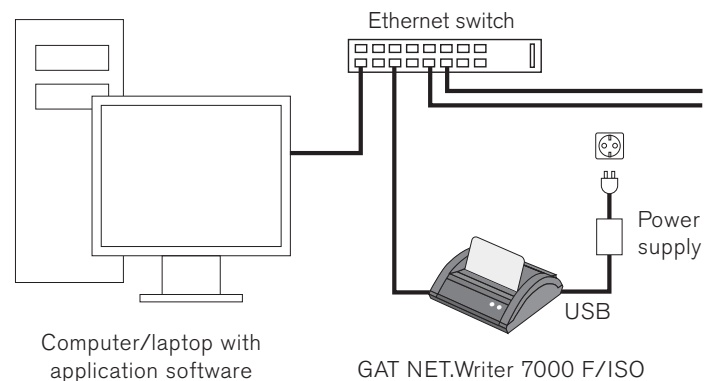
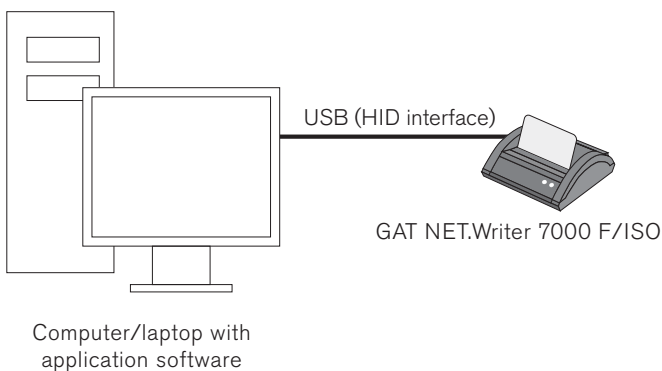
Dimensions



1. Card slot
2. Recess for data carriers
3. LED "red"
4. LED "green"
5. Ethernet socket
6. USB socket
7. Reset button

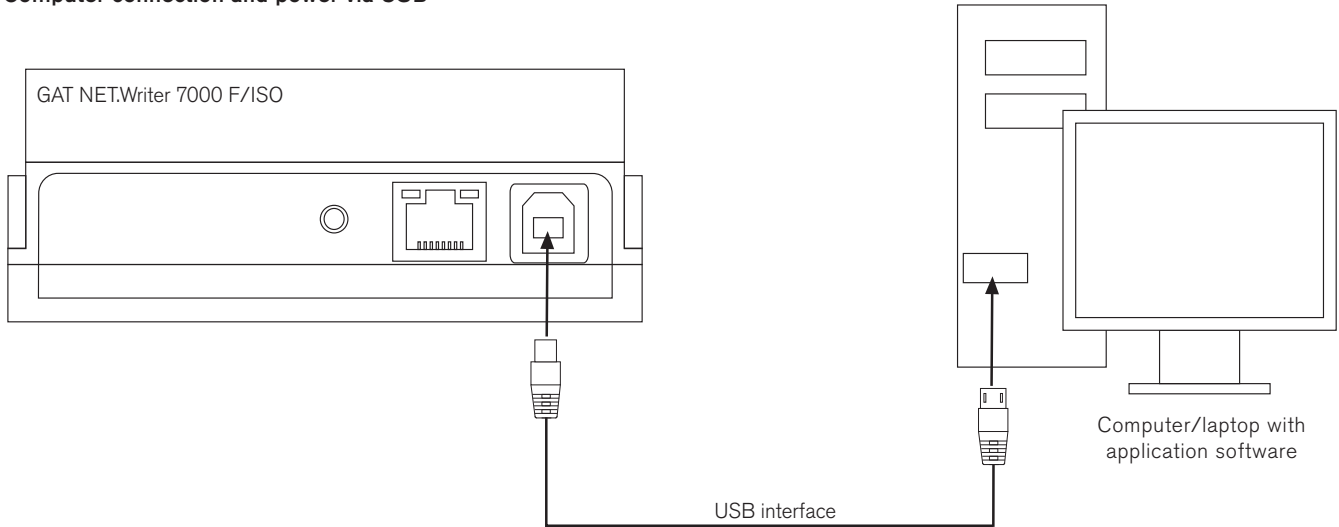


Typical application

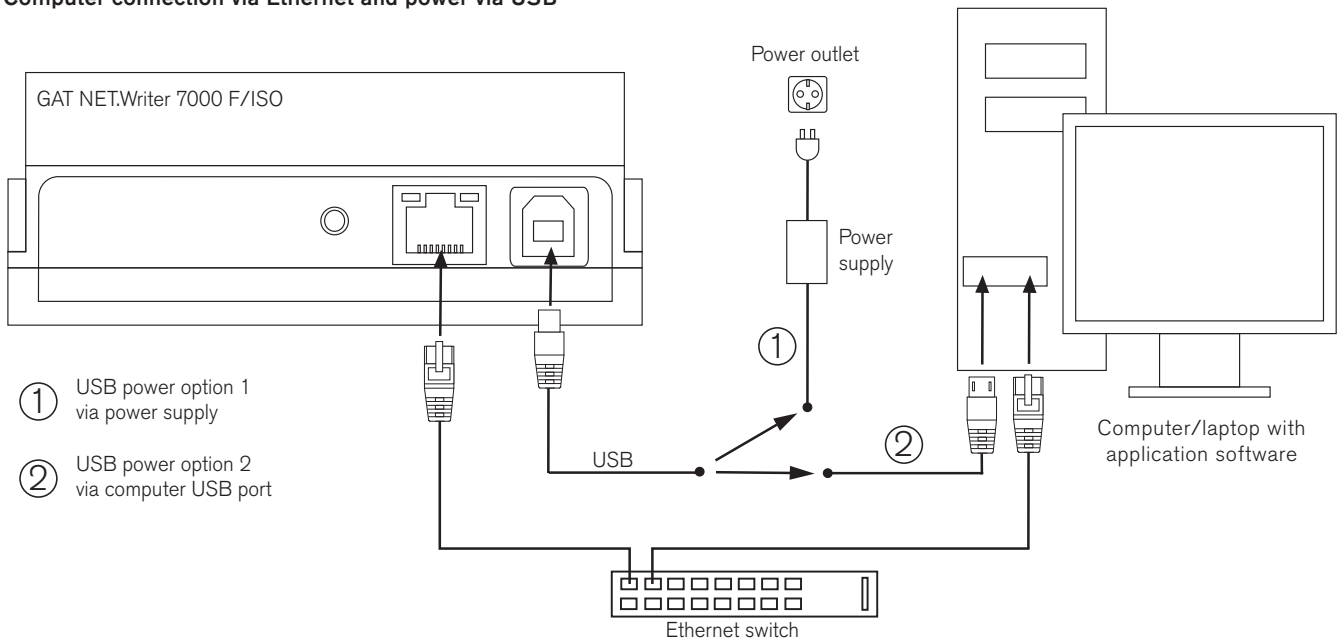


Electrical connections

Computer connection and power via USB



Computer connection via Ethernet and power via USB



- ① USB power option 1 via power supply
- ② USB power option 2 via computer USB port

Interface connection

The USB socket and the RJ45 socket (Ethernet connection) are located on the rear side of the GAT NET.Writer 7000 F/ISO.

Computer installation when using the USB interface (HID)

The GAT NET.Writer 7000 F/ISO is automatically recognised when connected to a computer as an HID (Human Interface Device = input device). HID drivers are included with all major operating systems.

Reset button

The reset button is used to restart the device or to reset it to the default configuration. See the GAT NET.Writer 7000 F/ISO manual for more information.

USB connection cable

Maximum cable length = 5 m (1.8 m USB cable included with device).

Type B plug for GAT NET.Writer 7000 F/ISO connection.

Type A plug for computer connection.

Ethernet connection cable

CAT 5 (STP) cable or higher standard must be used.

Power supply

Power is always supplied through the USB connection:

- Option 1: USB connection to computer: Power supplied via USB cable connected to the computer.
- Option 2: Ethernet connection to computer: The USB cable can be connected from the GAT NET.Writer 7000 F/ISO to the supplied power supply (option 1 in diagram) or directly to a computer (option 2).

Safety Instructions

- The installation and maintenance of this device must be performed by trained, qualified personnel.
- All applicable safety and accident prevention regulations must be observed.
- Safety devices must not be removed.
- Please observe the technical data of the device specified in this datasheet.
- The device must be disconnected from the power supply prior to installation, assembly or dismantling.